



Kingborough Council

2000 election report

Table of contents

- Local Government Elections in Tasmania
- Report on the 2000 Kingborough Council Election
- List of Councillors following the 2000 elections
- Councillor results
- Mayor & Deputy Mayor results

Local Government Elections in Tasmania

Every second (even) year elections are held in all 29 councils for the positions of mayor and deputy mayor and half the councillor positions. Where required, by-elections are held concurrently for vacancies that have occurred since the last elections.

The Tasmanian Electoral Office (TEO) supervises the conduct of elections in accordance with the *Local Government Act 1993*. Elections by postal ballot have been held in 1994, 1996, 1999 (deferred from 1998) and 2000, with the next elections due in October 2002.

Following recent changes to the Act, mayors and deputy mayors were elected directly by the electors in each municipal area for the first time in 2000.

Candidate information booklets and complete election results for the state are available from the TEO and are posted on the TEO website www.electoral.tas.gov.au.

2000 Election timetable

Notice of election published	Saturday 16 September
Electoral rolls closed	6 pm Thursday 21 September
Nomination period	25 September— 12 noon on 4 October
Nominations closed	12 noon Wednesday 4 October
Nominations announced & draw for ballot paper positions	12 noon Thursday 5 October
Ballot material delivered to electors	17–20 October
Polling period	17–31 October
Close of poll	10 am Tuesday 31 October

Casual vacancies

Casual vacancies are filled by recount where possible, unless the vacancy occurs within 6 months of a forthcoming election. Only unelected candidates from the relevant election may contest a recount. A candidate elected at a recount serves until the next council election. If a recount is not possible, a by-election is held—with the candidate elected to serve for the remainder of the term of office of the original councillor.

Electoral polls

A council may hold an elector poll on any issue it determines. It may also be required to hold an elector poll following petitions from electors in accordance with Part 6 of the Act. A council is not bound by the result of an elector poll.

Electoral system

Voting in Tasmanian local government elections is not compulsory.

Elections for councillor positions are conducted using a system modelled on the Hare-Clark method of proportional representation used in Tasmanian House of Assembly elections.

Mayoral and deputy mayoral elections use a preferential system similar to that used for Tasmanian Legislative Council and Federal House of Representatives elections.

Report on the 2000 Kingborough Council Election

Elections were held for the positions of Mayor and Deputy Mayor for 2 year terms and 6 Councillors for 4 year terms.

19858 Kingborough electors were enrolled for the 2000 elections, comprising 19524 (98.31%) from the State House of Assembly roll and 334 (1.68%) from the General Manager's roll.

54.30% of Kingborough electors returned their ballot papers in comparison with 57.78% statewide.

Candidates at the 2000 elections

Mayor		Councillors	
FOX, Flora	Howden	★ BAPTIST, Simon	Taroona
★ HAZELL, Donald*	Kingston	BARNES, Tom*	Taroona
		★ BARTLETT, Beth*	Oyster Cove
		★ BURY, Graham	Tinderbox
		BUSH, Julian*	Bruny Island
		CHAFFER, Steven	Kaoota
		★ CHATTERTON, Paul*	Blackmans Bay
		ELWELL-GAVINS, Vanessa	Lower Snug
		FARRELL, Ken	Blackmans Bay
		★ GRACE, David	Snug
		HERRIDGE, Pat	Blackmans Bay
		HICKEY, Toby	Margate
		McGINNISS, Roger	Leslie Vale
		SHOOBRIDGE, Jane*	Kingston
		TAYLOR, David	Kingston Beach
		THOMAS, Ross	Margate
		★ WASS, Steve*	Blackmans Bay
		WHITTEN, Greg	Allens Rivulet

★ denotes elected candidate

* denotes seeking re-election

Kingborough Councillors following the 2000 elections

Mayor

term ends 2002
HAZELL Donald

Deputy Mayor

term ends 2002
WASS Steve

12 Councillors

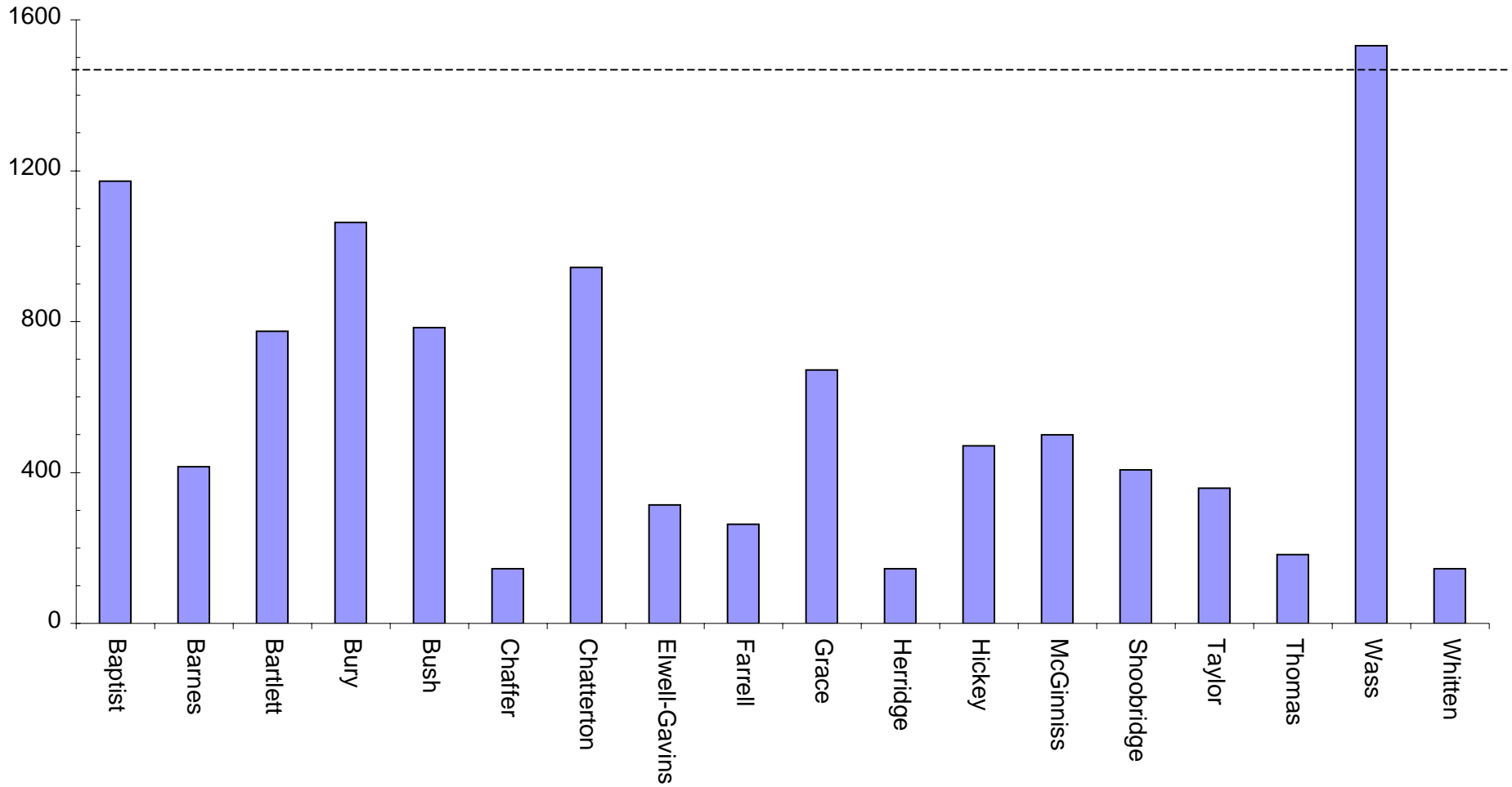
term ends 2004

WASS Steve
BAPTIST Simon
BURY Graham
CHATTERTON Paul
BARTLETT Beth
GRACE David

term ends 2002

BOWMAN Noel
FOX Flora
HAZELL Donald
LINDSAY Peter
GEE Reg
BUCHAN Fiona

Kingborough Council - 2000 Councillor first preferences



Councillor distribution of preferences

Kingborough Council

Polling closed at 10 am Tuesday 31 October 2000

Number to be elected : 6

Returning Officer : Ms Maree Ward

Electors enrolled : 19 858

Declarations returned : 10 784

Response 54.30%

Declarations rejected : 216

Declarations admitted : 10 568

Rejection rate : 2.00%

Ballot paper adjustment : 5

Total ballot papers : 10 563

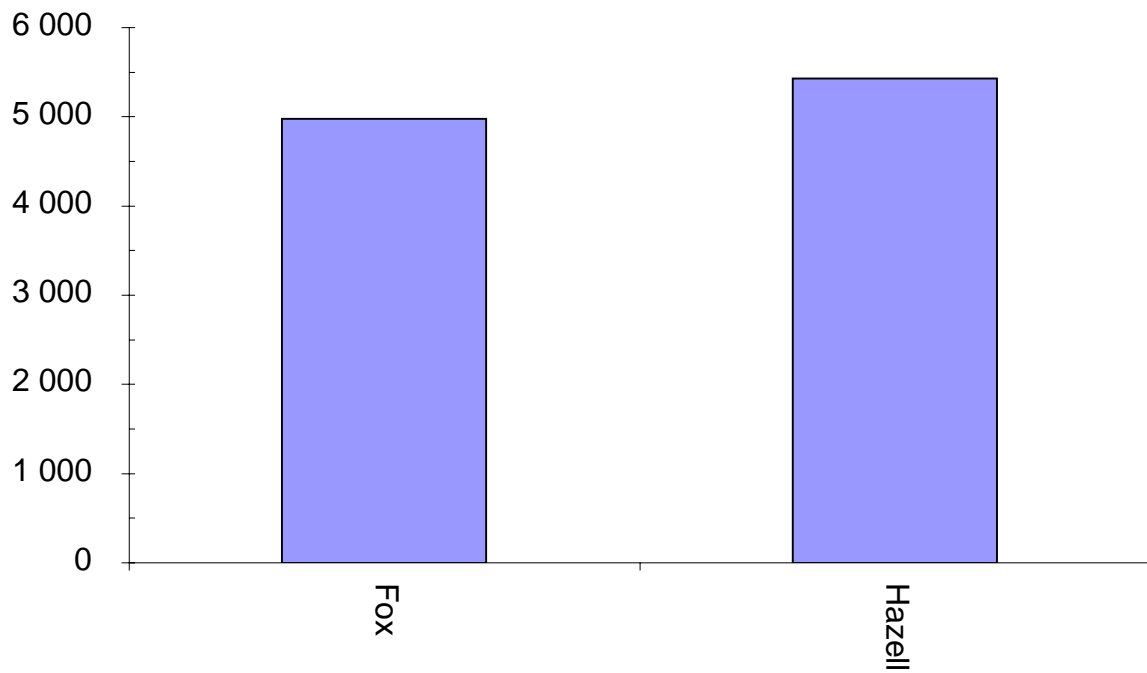
Formal votes : 10 271

Informal ballot papers : 292

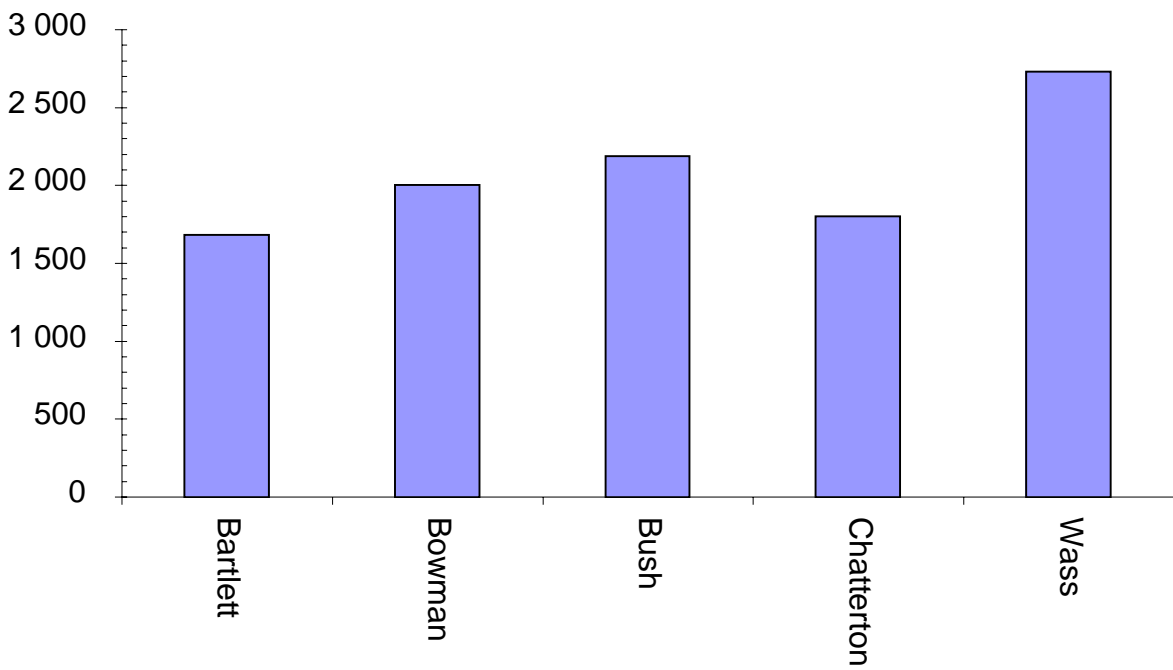
Informality rate : 2.76%

		CANDIDATES																Quota = 1468			Remarks		
		Baptist	Barnes	Bartlett	Bury	Bush	Chaffer	Chatterton	Elwell-Gavins	Farrell	Grace	Herridge	Hickey	McGinnis	Shoobridge	Taylor	Thomas	Wass	Whitten	Exhausted		Loss (Gain) by Fraction	Total Votes
Count 1	Total	1 171.00	415.00	773.00	1 062.00	783.00	144.00	943.00	313.00	262.00	671.00	144.00	470.00	499.00	406.00	358.00	182.00	1 531.00	144.00			10 271.00	Wass elected 1
Count 2	Votes transferred	1.64	3.04	5.67	4.36	5.26	0.74	11.89	0.49	2.22	5.06	2.05	3.82	5.22	3.41	2.75	4.36	- 63.00	0.94		0.08	10 271.00	Wass' surplus distributed
	Progress totals	1 172.64	418.04	778.67	1 066.36	788.26	144.74	954.89	313.49	264.22	676.06	146.05	473.82	504.22	409.41	360.75	186.36	1 468.00	144.94		0.08	10 271.00	
Counts 3 to 4	Votes transferred	29.08	0.00	6.04	6.12	14.04	- 144.74	9.08	34.08	4.04	7.04	2.04	1.00	9.08	6.00	3.04	2.00		12.04		0.02	10 271.00	Chaffer excluded
	Progress totals	1 201.72	418.04	784.71	1 072.48	802.30	0.00	963.97	347.57	268.26	683.10	148.09	474.82	513.30	415.41	363.79	188.36	1 468.00	156.98		0.10	10 271.00	
Counts 5 to 6	Votes transferred	4.12	9.12	16.12	16.12	3.08		10.08	4.00	10.00	14.00	- 148.09	15.20	11.61	13.08	11.08	7.41		3.04		0.03	10 271.00	Herridge excluded
	Progress totals	1 205.84	427.16	800.83	1 088.60	805.38		974.05	351.57	278.26	697.10	0.00	490.02	524.91	428.49	374.87	195.77	1 468.00	160.02		0.13	10 271.00	
Counts 7 to 8	Votes transferred	20.08	4.00	7.12	13.08	12.08		9.08	52.08	6.00	9.00		7.04	7.04	6.28	1.04	6.08		- 160.02		0.02	10 271.00	Whitten excluded
	Progress totals	1 225.92	431.16	807.95	1 101.68	817.46		983.13	403.65	284.26	706.10		497.06	531.95	434.77	375.91	201.85	1 468.00	0.00		0.15	10 271.00	
Counts 9 to 10	Votes transferred	7.04	9.32	10.16	14.32	6.12		14.37	9.08	11.20	19.16		12.08	47.51	13.28	28.16	- 201.85				0.05	10 271.00	Thomas excluded
	Progress totals	1 232.96	440.48	818.11	1 116.00	823.58		997.50	412.73	295.46	725.26		509.14	579.46	448.05	404.07	0.00	1 468.00			0.20	10 271.00	
Counts 11 to 12	Votes transferred	12.04	20.12	24.16	33.16	23.32		42.41	10.12	- 295.46	31.32		20.16	22.24	21.16	35.20					0.05	10 271.00	Farrell excluded
	Progress totals	1 245.00	460.60	842.27	1 149.16	846.90		1 039.91	422.85	0.00	756.58		529.30	601.70	469.21	439.27		1 468.00			0.25	10 271.00	
Counts 13 to 14	Votes transferred	189.08	9.00	36.16	28.04	46.00		16.08	- 422.85		4.04		10.08	10.04	66.28	8.04					0.01	10 271.00	Elwell-Gavins excluded
	Progress totals	1 434.08	469.60	878.43	1 177.20	892.90		1 055.99	0.00		760.62		539.38	611.74	535.49	447.31		1 468.00			0.26	10 271.00	
Counts 15 to 16	Votes transferred	8.04	55.24	55.37	48.12	25.08		59.45		47.49			55.69	59.53	33.28	- 447.31					0.02	10 271.00	TAYLOR excluded
	Progress totals	1 442.12	524.84	933.80	1 225.32	917.98		1 115.44		808.11			595.07	671.27	568.77	0.00		1 468.00			0.28	10 271.00	
Count 17	Votes transferred	34.00	- 521.00	77.00	73.00	40.00		91.00		41.00			84.00	41.00	39.00					1.00	0.00	10 271.00	Barnes part excluded
	Progress totals	1 476.12	3.84	1 010.80	1 298.32	957.98		1 206.44		849.11			679.07	712.27	607.77			1 468.00		1.00	0.28	10 271.00	Baptist elected 2
Count 18	Votes transferred		- 3.84	0.24	0.61	0.41		0.61		0.65			0.65	0.28	0.37					0.00	0.02	10 271.00	Barnes fully excluded
	Progress totals	1 476.12	0.00	1 011.04	1 298.93	958.39		1 207.05		849.76			679.72	712.55	608.14			1 468.00		1.00	0.30	10 271.00	
Count 19	Votes transferred	- 8.12		1.43	2.14	0.00		1.91		1.19			0.47	0.00	0.71					0.23	0.04	10 271.00	Baptist's surplus distributed
	Progress totals	1 468.00		1 012.47	1 301.07	958.39		1 208.96		850.95			680.19	712.55	608.85			1 468.00		1.23	0.34	10 271.00	
Counts 20 to 22	Votes transferred			191.50	84.05	88.49		82.94		68.60			44.53	37.57	- 608.85					11.16	0.01	10 271.00	Shoobridge excluded
	Progress totals	1 468.00		1 203.97	1 385.12	1 046.88		1 291.90		919.55			724.72	750.12	0.00			1 468.00		12.39	0.35	10 271.00	
Count 23	Votes transferred			164.00	128.00	81.00		147.00		81.00			- 718.00	103.00						14.00	0.00	10 271.00	Hickey part excluded
	Progress totals	1 468.00		1 367.97	1 513.12	1 127.88		1 438.90		1 000.55			6.72	853.12				1 468.00		26.39	0.35	10 271.00	Bury elected 3
Counts 24 to 25	Votes transferred			1.39		0.80		2.22		1.06			- 6.72	1.09						0.16	0.00	10 271.00	Hickey fully excluded
	Progress totals	1 468.00		1 369.36	1 513.12	1 128.68		1 441.12		1 001.61			0.00	854.21				1 468.00		26.55	0.35	10 271.00	
Count 26	Votes transferred			8.10	- 45.12	5.64		13.04		8.10				6.34						3.87	0.03	10 271.00	Bury's surplus distributed
	Progress totals	1 468.00		1 377.46	1 468.00	1 134.32		1 454.16		1 009.71				860.55				1 468.00		30.42	0.38	10 271.00	
Count 27	Votes transferred			183.00		114.00		238.00		238.00				- 843.00						70.00	0.00	10 271.00	McGinnis part excluded
	Progress totals	1 468.00		1 560.46	1 468.00	1 248.32		1 692.16		1 247.71				17.55				1 468.00		100.42	0.38	10 271.00	Chatterton elected 4, Bartlett elected 5
Counts 28 to 30	Votes transferred					5.20				7.77				- 17.55						4.61	- 0.03	10 271.00	McGinnis fully excluded
	Progress totals	1 468.00		1 560.46	1 468.00	1 253.52		1 692.16		1 255.48				0.00				1 468.00		105.03	0.35	10 271.00	
Count 31	Votes transferred					74.40		- 224.16		83.82										65.92	0.02	10 271.00	Chatterton's surplus distributed
	Progress totals	1 468.00		1 560.46	1 468.00	1 327.92		1 468.00		1 339.30								1 468.00		170.95	0.37	10 271.00	
Count 32	Votes transferred			- 92.46		37.38														21.22	0.01	10 271.00	Bartlett's surplus distributed
	Progress totals	1 468.00		1 468.00	1 468.00	1 365.30		1 468.00		1 373.15								1 468.00		192.17	0.38	10 271.00	Grace elected 6

Kingborough Council - 2000 Mayor first preferences



Kingborough Council - 2000 Deputy Mayor first preferences



Kingborough

Polling closed at 10 am Tuesday 31 October 2000

Returning Officer : Ms Maree Ward

Electors enrolled : 19 858

Declarations returned : 10 784

Response 54.30%

Mayor

Ballot paper adjustment : 5

Total ballot papers : 10 563

Formal votes : 10 401

Informal ballot papers : 162

Informality Rate : 1.53%

		CANDIDATES			
		Fox	Hazell	Total Votes	Remarks
Count 1	Total	4 975	5 426	10 401	Hazell Elected

Deputy Mayor

Ballot paper adjustment : 5

Total ballot papers : 10 563

Formal votes : 10 394

Informal ballot papers : 169

Informality Rate : 1.60%

		CANDIDATES							
		Bartlett	Bowman	Bush	Chatterton	Mass	Exhausted Votes	Total Votes	Remarks
Count 1	Total	1 681	2 002	2 185	1 799	2 727		10 394	
Count 2	Votes transferred	-1 681	324	396	309	392	260		Bartlett excluded
	Progress totals	0	2 326	2 581	2 108	3 119	260	10 394	
Count 3	Votes transferred		514	355	-2 108	912	327		Chatterton excluded
	Progress totals		2 840	2 936	0	4 031	587	10 394	
Count 4	Votes transferred		-2 840	1 019		1 355	466		Bowman excluded
	Progress totals		0	3 955		5386	1 053	10 394	Wass Elected